

Practical Session

Programming Multiagent Systems
WESAAC 2013

| | |
|-------------------|-----------------------------|
| Olivier Boissier | (EMSE, France) |
| Rafael H. Bordini | (PUC-RS, Brazil) |
| Jomi F. Hübner | (UFSC, Brazil) |
| Alessandro Ricci | (Bologna University, Italy) |

Scenario (1)

- Giacomo wants to build a house
- We consider two main phases:
 1. Contracting specialised companies
Giacomo hires various companies specialised in different aspects of construction
 2. Building the house
Contractors execute the main workflow for building the house under Giacomo's supervision

Scenario (2)

- Phase 1: Contracting specialised companies
 - The objective here is to hire one company for each of these tasks:
 - A. Site preparation
 - B. Lay floors
 - C. Build walls
 - D. Build roof
 - E. Fit windows
 - F. Fit doors
 - G. Install the plumbing
 - H. Install the electrical system
 - I. Paint the exterior of the house
 - J. Paint the interior of the house

NB: The same company can be hired for more than 1 task

Scenario (3)

- (a) Site preparation
- (b) Lay floors
- (c) Build walls
- (d) Build roof
- (e) Fit windows
- (f) Fit doors
- (g) Install the plumbing
- (h) Install the electrical system
- (i) Paint the exterior of the house
- (j) Paint the interior of the house

- Phase 2: Building the house
 - After the companies have been hired, they must execute their tasks on time and in sequence with each other
 - Some tasks depend on others and must be done in parallel, as represented in the Gantt chart (";" for sequence and "|" for parallel)

a ; b ; c ; (d | e | f) ; (g | h | i) ; j

An MAS for House Building

- To make the scenario suitable for a course like this, we introduced some simplifications in the system design
- We summarise the solution using our approach, commenting on:
 - Agents
 - Contracting Phase (using Environment)
 - Building Phase (using Organisation)

Agents

- Two types of agents:
 - **House owner** (Giacomo): provides the requirements for the house, with budget limitations
 - **Companies**: they will offer their service and, if hired, will execute the house building tasks; they are characterised by their competences in house building

Agents Implementation

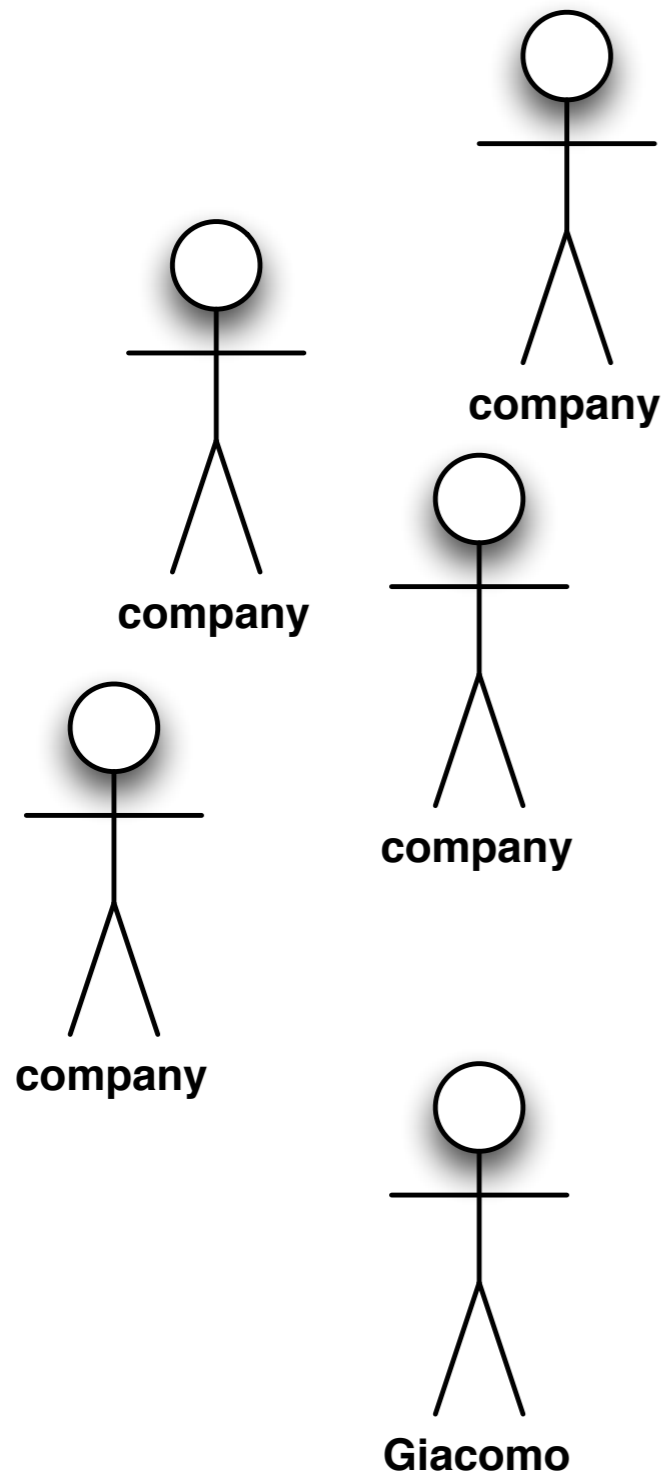
- The house owner is programmed in Jason
- Companies are programmed in Jason
(or 2APL, Jadex, ...)
- A heterogeneous agent system

Contracting Phase

- Electronic **auctions** will be used to hire the required companies
- One auction for each task
- Each auction is started with:
 - the task description
 - the maximum value the owner can pay for it
- By the end of an auction, the company to be hired for that task is determined

Environment Implementation

- An **auction artifact** encapsulates the auction mechanism
- Giacomo creates instances of such artifacts for creating/managing the various auctions; one such auction is used for hiring companies for each of the house building tasks
- Companies can perceive those artifacts and bid according to their competence and following their own strategies
- After some time Giacomo decides to finish the auction, observing the current best bid shown on the artifact



observable properties

Auction Artifact

task description

max value

current winner

current best bid

bid

available operation

src/env/tools/AuctionArt.java

```
/**
 *   Artifact that implements the auction.
 */
public class AuctionArt extends Artifact {

    @OPERATION public void init(String taskDs, int maxValue) {
        // observable properties
        defineObsProperty("task", taskDs);
        defineObsProperty("maxValue", maxValue);
        defineObsProperty("currentBid", maxValue);
        defineObsProperty("currentWinner", "no_winner");
    }

    @OPERATION public void bid(double bidValue) {
        ObsProperty opCurrentValue = getObsProperty("currentBid");
        ObsProperty opCurrentWinner = getObsProperty("currentWinner");
        if (bidValue < opCurrentValue.intValue()) { // the bid is better
            opCurrentValue.updateValue(bidValue);
            opCurrentWinner.updateValue(getOpUserName());
        }
    }
}
```

Contracting: Agent Side

- Giacomo has plans to launch all auctions by creating the corresponding artifacts
- Company agents have plans to look for the auction artifacts of their interest and plans defining their own bidding strategy
- After some time Giacomo looks at the best bid in each auction artifact and awards a contract for the winning company

src/agt/giacomo.asl

```
/* Initial goal */
```

```
!have_a_house.
```

```
/* Plans */
```

```
+!have_a_house
```

```
  <- !contract; // hire the companies that will build the house  
     !execute.  // (simulates) the execution of the construction
```

```
/* Plans for Contracting */
```

```
+!contract
```

```
  <- !create_auction_artifacts;  
     !wait_for_bids.
```

src/agt/giacomo.asl

```
+!create_auction_artifacts
  <- !create_auction_artifact("SitePreparation", 2000); // 2000 is the max
      !create_auction_artifact("Floors", 1000);
      !create_auction_artifact("Walls", 1000);
      !create_auction_artifact("Roof", 2000);
      !create_auction_artifact("WindowsDoors", 2500);
      !create_auction_artifact("Plumbing", 500);
      !create_auction_artifact("ElectricalSystem", 500);
      !create_auction_artifact("Painting", 1200).

+!create_auction_artifact(Task,MaxPrice)
  <- .concat("auction_for_",Task,ArtName);
      makeArtifact(ArtName, "tools.AuctionArt", [Task, MaxPrice], ArtId);
      focus(ArtId).

-!create_auction_artifact(Task,MaxPrice)[error_code(Code)]
  <- .print("Error creating artifact ", Code).

+!wait_for_bids
  <- println("Waiting the bids for 5 seconds...");
      .wait(5000); // use an internal deadline of 5 seconds to close the auc
      !show_winners.
```

src/agt/companyA.asl

```
// This company bids for Plumbing only
// Strategy: fixed price

{ include( "common.asl" ) }

my_price(300). // initial belief

!discover_art( "auction_for_Plumbing" ).

+currentBid(V)[artifact_id(Art)] // there is a new value for current bid
  : not i_am_winning(Art) & // I am not the current winner
  my_price(P) & P < V // I can offer a better bid
  <- // .print("my bid in auction artifact ", Art, " is ",P);
     bid( P ). // place my bid offering a cheaper service

/* plans for execution phase */

{ include( "org_code.asl" ) }

// plan to execute organisational goals (not implemented)
+!plumbing_installed // the organisational goal (created from an obligation)
  <- installPlumbing. // simulates the action (in GUI artifact)
```

Eclipse Project

Requirements

- JaCaMo ≥ 0.4 ([link](#)), that includes
 - The code of the application used in this tutorial
 - Documentation
 - More examples
- Eclipse \geq Luna
- JaCaMo Eclipse plugin ([link](#))

Select

Import a JaCaMo project to the workspace



Select an import source:

type filter text

- ▶ General
- ▶ CVS
- ▶ Git
- ▶ Install
- ▼ JaCaMo
 - ▶ JaCaMo Project
- ▶ Plug-in Development
- ▶ Run/Debug
- ▶ Team
- ▶ XML

Import Projects

Select a directory to search for existing Eclipse projects.



Select root directory:

Select archive file:

Projects:

house_building (/Users/jomi/pro/jacamo-svn/examples/house-b

Options

- Search for nested projects
- Copy projects into workspace
- Hide projects that already exist in the workspace

Working sets

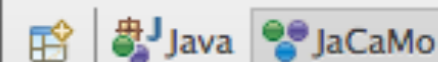
- Add project to working sets

Working sets:

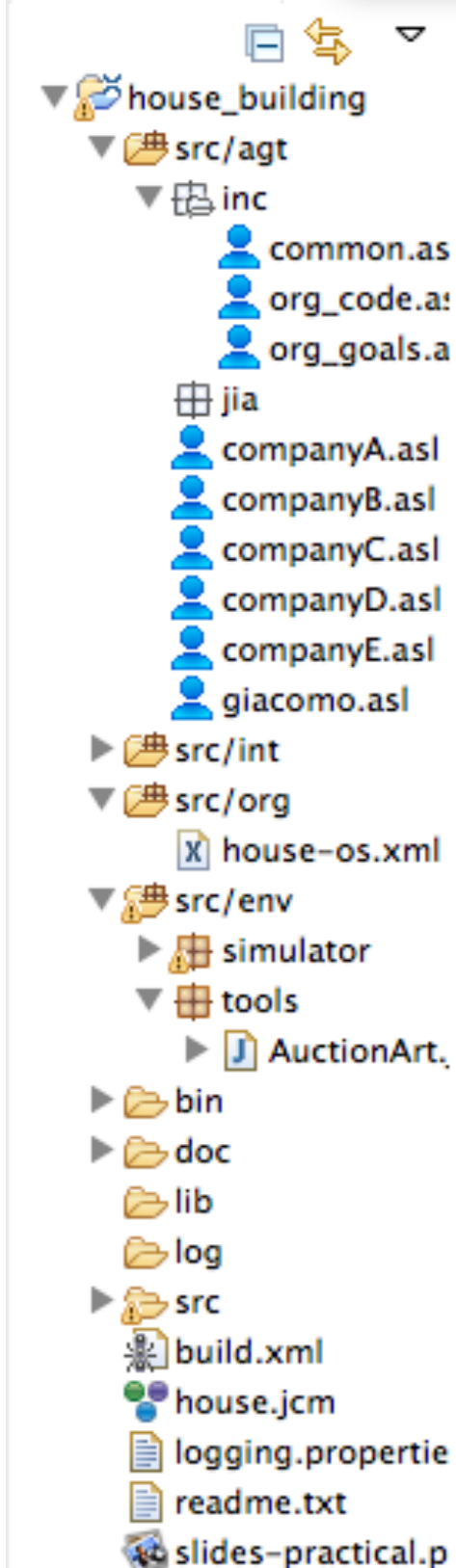




Quick Access



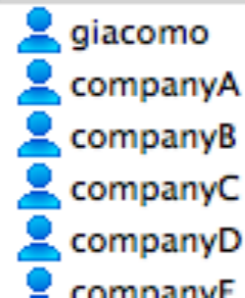
JaCaMo Run JaCaMo Application

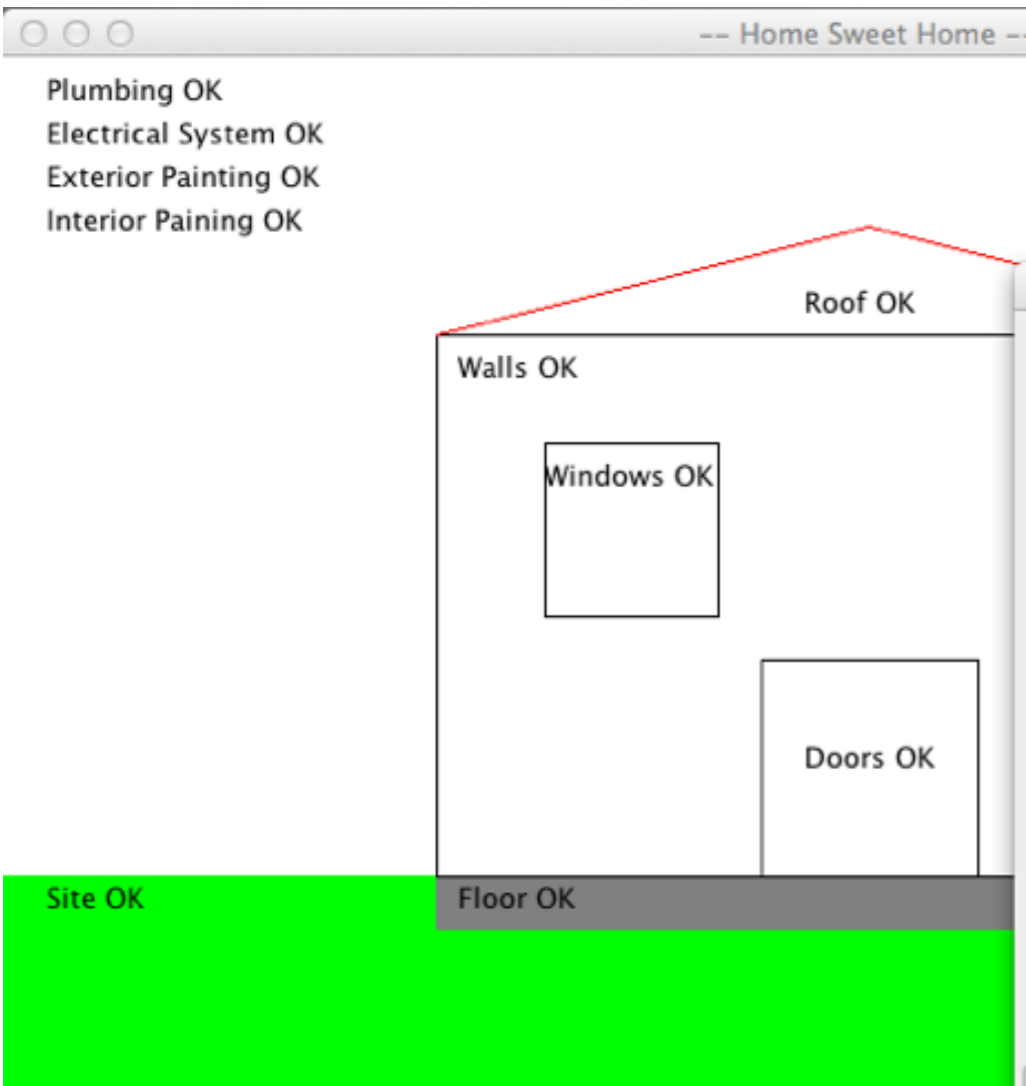


```
2 JaCaMo Project for the house building scenario used
3 initially in the Multi-Agent Programming Tutorial @ EASSS 2010
4
5 */
6
7 mas house_building {
8
9     agent giacomo // the agent that wants to build a house
10
11     agent companyA // builder agents (see their code for details)
12     agent companyB
13     agent companyC {
14         instances: 5
15     }
16     agent companyD {
17         instances: 13
18     }
19     agent companyE
20
21     asl-path: src/agt, src/agt/inc
22 }
```

Tasks Problems Declaration @ Javadoc Console Call Hierarc Outline

house_building





```

MAS Console - house_building
[giacomo] Waiting the bids for 5 seconds...
[giacomo] Winner of task WindowsDoors is companyD8 for 1221
[giacomo] Winner of task SitePreparation is companyD5 for 1055
[giacomo] Winner of task ElectricalSystem is companyC2 for 300
[giacomo] Winner of task Painting is companyC2 for 1100
[giacomo] Winner of task Plumbing is companyA for 300
  
```

... ORA4MAS Artifacts GUI ...

... Scheme Board bhsch (build_house_sch) ...

organisation entity | normative state | normative facts | normative program | specification

OK

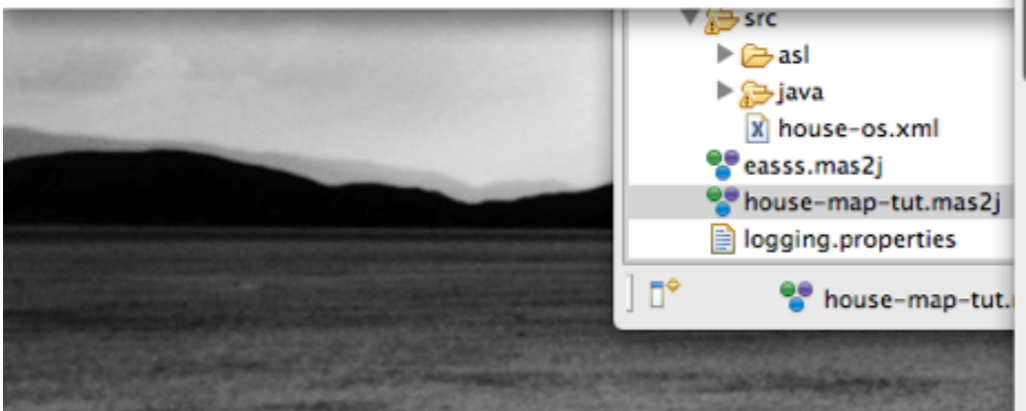
Responsible groups: [hsh_group](#).

Players

- [companyA](#) committed to [install_plumbing](#)
- [companyC2](#) committed to [paint_house](#)
- [companyC2](#) committed to [install_electrical_system](#)
- [companyD5](#) committed to [prepare_site](#)
- [companyD8](#) committed to [fit_doors](#)
- [companyD8](#) committed to [fit_windows](#)
- [companyE](#) committed to [build_walls](#)
- [companyE](#) committed to [build_roof](#)
- [companyE](#) committed to [lay_floors](#)
- [giacomo](#) committed to [management_of_house_building](#)

| goal | state | committed/achieved by | arguments | plan |
|-------------------------------|-----------|-------------------------|-----------|--|
| house_built | satisfied | [giacomo]/[giacomo] | | = site_prepared , floors_laid , walls_built , rwd , pee , interior_painted |
| site_prepared | satisfied | [companyD5]/[companyD5] | | |
| floors_laid | satisfied | [companyE]/[companyE] | | |
| walls_built | satisfied | [companyE]/[companyE] | | |
| rwd | satisfied | []/[] | | = roof_built windows_fitted doors_fitted |

bhsch | hsh_group



Exercises

1. Change the code of the auction artifact to:
 - A. create a new observable property that shows the state of the auction (open or closed)
 - B. add a new operation `clearAuction`
(after `clearAuction`, the state of the auction becomes closed and attempts to use the `bid` operation will fail)
2. Change the house owner program so that the agent uses the new `clearAuction` operation

Homework

1. Change the auction artifact so that it shows and manages the bidding deadline and has a new operation for starting the auction; the `clearAuction` operation is no longer needed
2. Create a new company for one of the tasks and give it any bidding strategy you like

Homework

3. Choose a new auction mechanism and implement a new auction artifact that implements that mechanism; you should not change the agents for this exercise
4. Now choose another mechanism that will require different strategies in the agents and implement them

Moise Specification

Building Phase

- After all auctions are over, Giacomo sends messages for the hired companies to enter into the execution phase
- A virtual organisation is created to assist with coordination and cooperation in the execution of the global workflow
- Implementation choice:
 - The organisation is specified using the Moise organisation modelling language

Building: Organisation Side

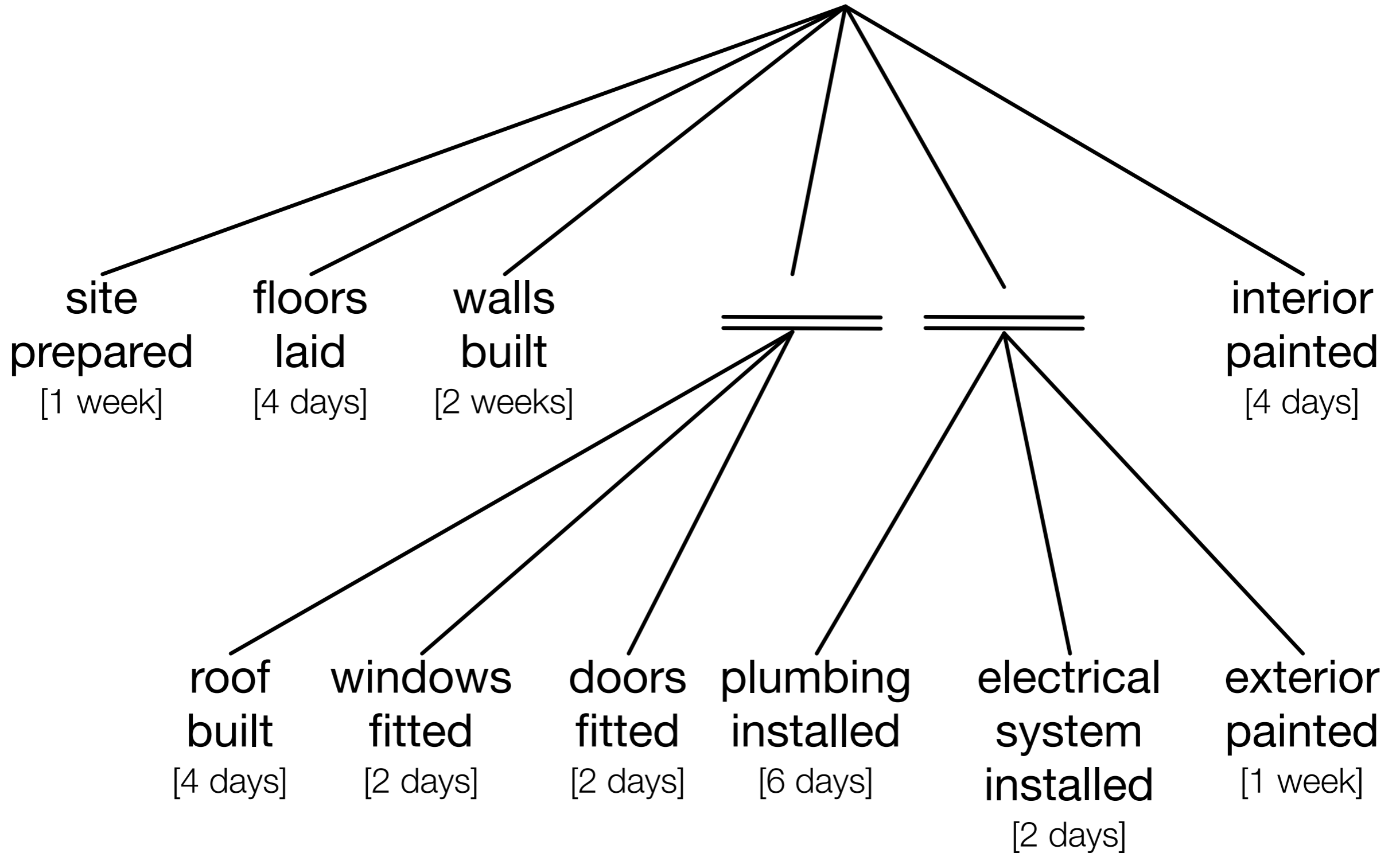
- Moise functional specification is used to define the workflow
- Moise structural specification is used to define the role and group structures
- Moise normative specification is used to distribute the tasks of the workflow to the roles

Functional Specification

- The functional specification simply social scheme for the global work
a ; b ; c ; (d | e | f) ; (g | h |
- One **mission** for each task except of the exterior and of the interior are grouped into the same mission
- A task for the management of the workflow is also added

- (a) Site preparation
- (b) Lay floors
- (c) Build walls
- (d) Build roof
- (e) Fit windows
- (f) Fit doors
- (g) Install the plumbing
- (h) Install the electrical system
- (i) Paint the exterior of the house
- (j) Paint the interior of the house

house built



Structural Specification (1)

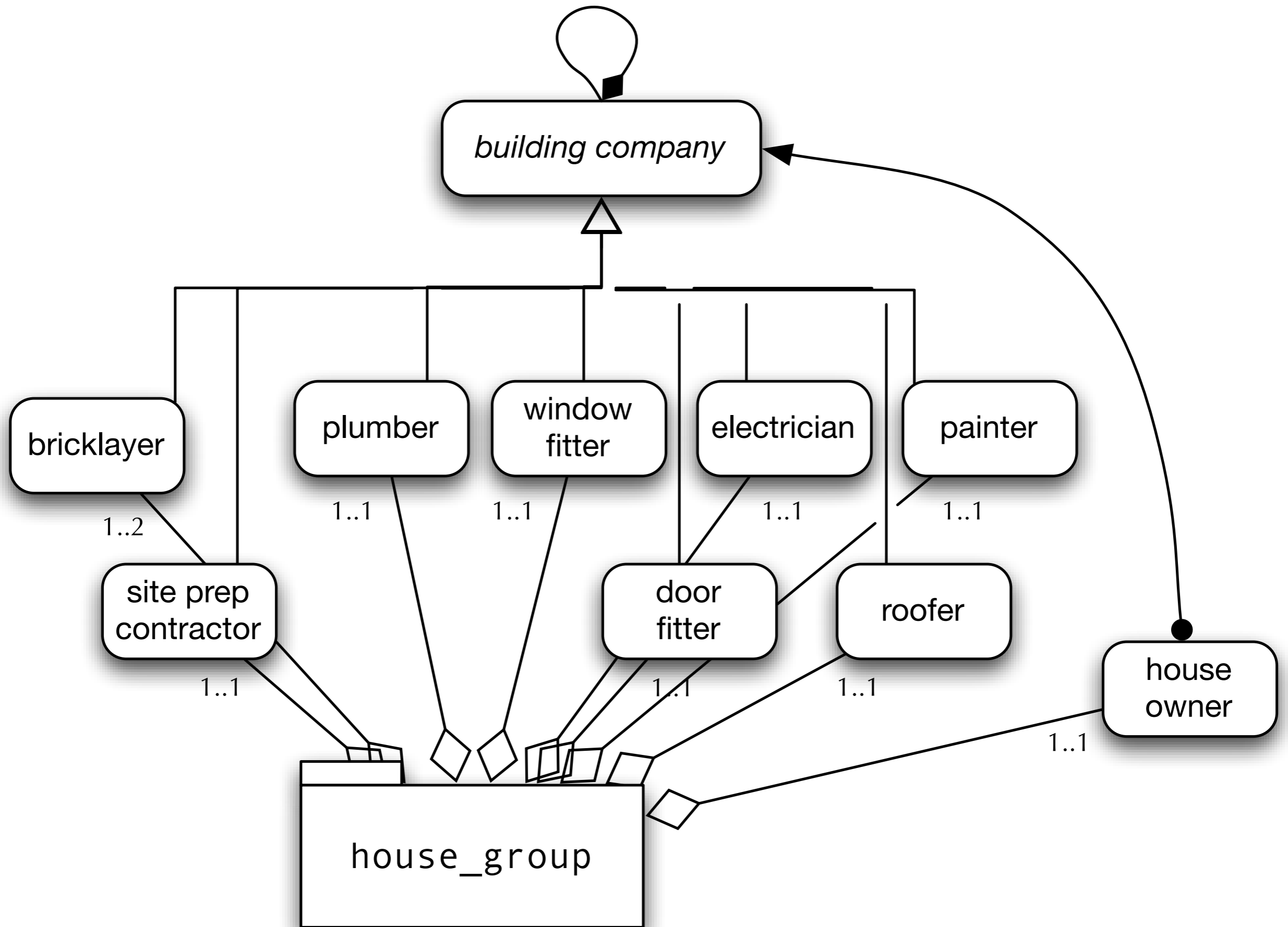
- Role hierarchy
 - `house_owner`
 - `building_company`
 - abstract role, specialised into:
`site_prep_contractor`, `bricklayer`,
`roofer`, `window_fitter`, `door_fitter`,
`plumber`, `electrician`, `painter`

Structural Specification (2)

- The roles are used in a **group** called 'house_group' where:
 - house_owner has cardinality (1,1)
 - site_prep_contractor has cardinality (1,1)
 - bricklayer has cardinality (1,2)
 - roofer has cardinality (1,1)
 - window_fitter has cardinality (1,1)
 - door_fitter has cardinality (1,1)
 - plumber has cardinality (1,1)
 - electrician has cardinality (1,1)

Structural Specification (3)

- Notes:
 - the role `building_company` is compatible with `building_company` so that the same agent can play more subroles
 - role `house_owner` has authority over the `building_company` role
 - a communication link connects the role `build_company` to `house_owner`



Normative Specification (1)

- Given the definition of the **missions**, the following **norms** are defined:
 - any agent playing the **role** `houseOwner` is **obliged to commit to mission** `'mManagement'`
 - `role site_prep_contractor` to the mission concerning the site preparation goal
 - `role bricklayer` to the mission of laying the floors
 - `bricklayer` is also obliged to commit to the mission of building the walls

Normative Specification (2)

- role `window_fitter` to the mission related to fitting the windows
- `door_fitter` is obliged to commit to the mission of fitting the doors
- `plumber` to installing the plumbing
- `electrician` to installing the electrical system
- `painter` to the mission concerning the painting of the house

Building: Agent Side

- Owner agent is equipped with the plans to construct the virtual organisation based on the result of contracting phase
- Company agents have plans to enter the organisation, adopt the role corresponding to their contract and to catch the different events generate by the OMI
- Companies have plans to execute autonomously the various actions related to the goals related to the missions they are committed to in the organisation scheme
- NB: agents are benevolent with respect to the organisation, i.e. they don't violate the norms

Building: Environment Side

- Artifacts that model the state of the environment (e.g., model the state of the construction of a wall)

Exercises

1. Do the following changes in the organisation specification:
 - A. tasks `site_preparation` and `lay_floors` can be done in parallel
 - B. all tasks have to be done in sequence

Homework

1. Develop an agent that tries to adopt roles related to tasks he is not supposed to (malevolent agent!)
(e.g. Giacomo trying to play some company role)
2. Develop an agent that does not fulfill the tasks

Homework

3. Change the Giacomo agent so that it reacts to the norm violation
 - Giacomo should create a new auction for that task and forbid the violating company from taking part in the new auction

4. Change the system to build two houses in parallel

Homework

5. Change the Giacomo agent so that it reads the Moise specification and creates the necessary auction artifacts based on the specified tasks
6. Change Giacomo so that it is able to monitor the building of the house and check whether the tasks are being done appropriately

Conclusions

- Separation of concerns
 - agent, environment, organisation, interaction
 - $MAP = AOP + EOP + OOP + IOP$
- Design == Implementation
- In our code, (almost) no (direct) communication in the MAS!